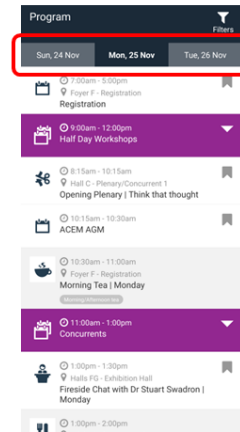
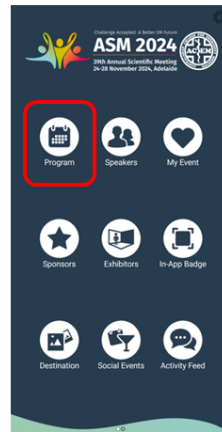


Session Information

Step 1: Locate the Session

1. Questions from the audience will be collected via the app
2. It is IMPORTANT that you download the ACEM ASM 24 app to access questions from the audience.
3. Once in the app you will need to navigate to your session.

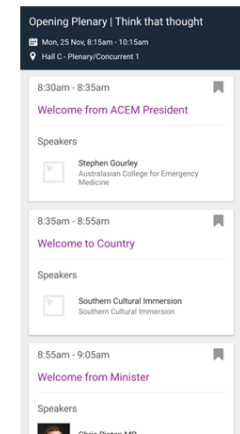
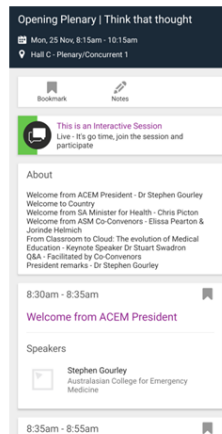


Session Information

Step 2: View session details

When you click into your session you will see all the information you need to chair your session.

- Chairperson information
- Presentation title
- Speaker name
- Length of presentation



How will Q&A work

Step 3: Locate Interactive Session

- To facilitate Q&A with the audience select the option "This is an interactive session"
- You will then see any submitted questions at the top of the screen
- Audience members will be able to enter new questions in the field at the bottom of the screen.

